


A large, horizontal, red corrugated metal structure, resembling a shipping container or a stage backdrop, with vertical ridges. The word "Marseille" is written in white on the right side, and a yellow square with the letters "ic!" is on the left side.

**ic!** Marseille



# About

ICIMarseille is a collaborative makerspace and community composed of entrepreneurs and creators to create, learn, design and share their know-how.





# Values

**1** Balance

**2** Diversity

**3** Environment



# Future Projects

Workshops  
Restaurants  
Exhibitions  
Kids DIY

Showroom  
Creators Boutique  
Masterclasses  
Participatory Garage

Bio-composite Lab  
Jewellery Workshop  
Watchmaking Workshop  
Textile Lab



# Challenges

**1** The misconception of the industry being old fashioned.

**2** Proving the potential to the city-hall and investors.

**3** The poverty in the neighbourhood.



# Our Objectives

## 1 Facilitating Interaction

Members  
Neighbours  
Visitors

## 2 Promoting Diversity

Gender  
Technological  
Cultural  
Social Class

## 3 Upgrading Space

Heat  
Noise  
Airing  
Signage



# Who?

## Members

### ICIMarseille

Networking and showcasing their work.

## Locals

### Youths and Families

Interact with areas dedicated to the youth.

### Business Partners

Partnerships with local restaurants and performers.

### Mechanics

Network and explore the future of mobility.

## Visitors

Other people attending the event.



# How & when?

Food is a way to affirm social bonds and grow the community around the physical space of ICIMarseille through a recurrent event outside of working hours.





# Our Proposal

---



LIVING CITY

iC!

# NIGHT MARKET

77 RUE DE LYON,  
13015 MARSEILLE

# NIGHT MARKET

EVENTS

SPEAKER'S TALK

MEMBERS' WORKS

SHOWROOM

KID AREA

EXPERIMENTATION W/  
RECYCLED MATERIAL

ECOLOGICAL SHARING

CLOTHING SWAP

GIVEAWAYS

DIY KITS / FREE CLASS

4PM TO MIDNIGHT

PARTNERSHIPS with

100%  
NATIONAL  
CIRCULAR

ARCHAOS





# Activations

## F&B

Local restaurants and contributors.

## Kids Area

Recycling material to create new objects.

## Showroom

Showcasing members work and intriguing objects.

## Giveaways


DIY kits and free access to a masterclass through a simple prize lot.

## Events

An introduction about ICI, and a performance by APNC, and using machines.

## Guided Visits

For people who are interested in more information.






# Activations

## Showroom

IoT projects.




Autonomous 3D printed car.



3D printer working in progress.



Cyber System discussion.




# Activations

## Showroom

Sample works from ICI students.



A 3D printed Eiffel Tower.



Ceramic and jewellery work displays.



Knitting, textiles and silk printing.





# Activations

## Events

Mobility



Textiles



Material



Technology





# Execution



# Phase i

**Step-By-Step Prototyping with Members:** Initiation and creation phase by a small team of facilitators, while including ICIMarseille's members to prototype and develop their ideas.

## Week 01:

- DRINKS
- SIGNAGE



## Week 02:

- DRINKS
- SIGNAGE
- FLYERS
- GREEN WALL



## Week 03:

- DRINKS
- SIGNAGE
- FLYERS
- GREEN WALL
- MARKET



## Etc...

- DRINKS
- SIGNAGE
- FLYERS
- GREEN WALL
- MARKET
- ...





# Phase i

**Keeping it economical:** Using local and upcycled source of materials to create movable and colourful furniture, keeping the production simple in order to involve everyone in the process.

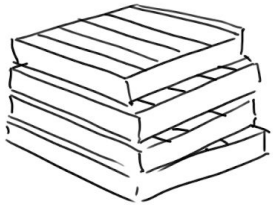





# Phase i

**Ingredients:** Locally sourced pallets, access to basic tools and hardware, storage space and a dedicated time for a small team of facilitators to make it happen.

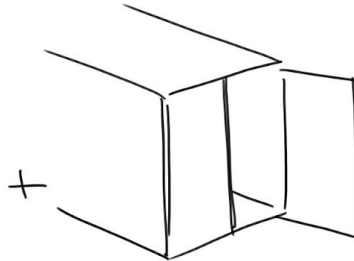
**MATERIAL**



**TOOLS**



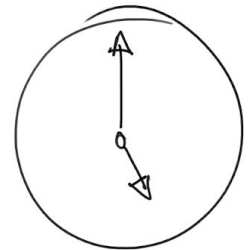
**STORAGE**



**FACILITATORS**



**TIME /  
TIMELINE**





# Phase ii


## Self-sufficient Night Market

How to design a Night Market that runs autonomously and grow bigger



# Phase ii

**Self-organisation** : The facilitation team sets up **processes** that enables residents to participate in the event. Here is an example below :




> Do you want to present your projects/ideas?

> Write your name in one of the time slots below :

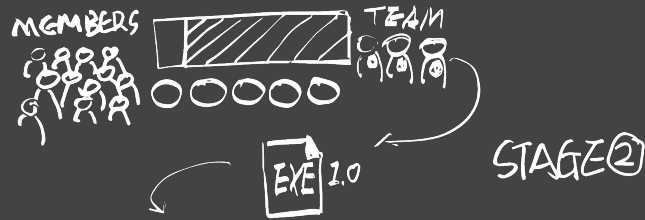
Time	Your name	Your subject
6pm	<i>ELON</i>	<i>SPACE TRAVEL</i>
6.30pm	<i>ALBERT</i>	<i>RELATIVITY THEORY</i>
7pm		

> See you then! If you have any request, you can contact the facilitators at : [facilitators@icimarseille.fr](mailto:facilitators@icimarseille.fr)





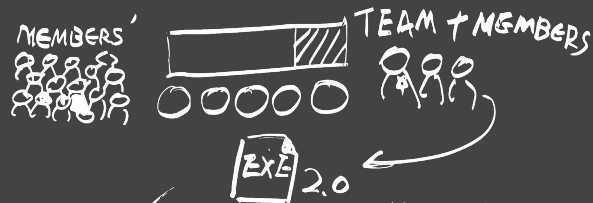
STAGE ①



## Stage 01

Design framework, executing event and packaging the process in documents by team ICI.

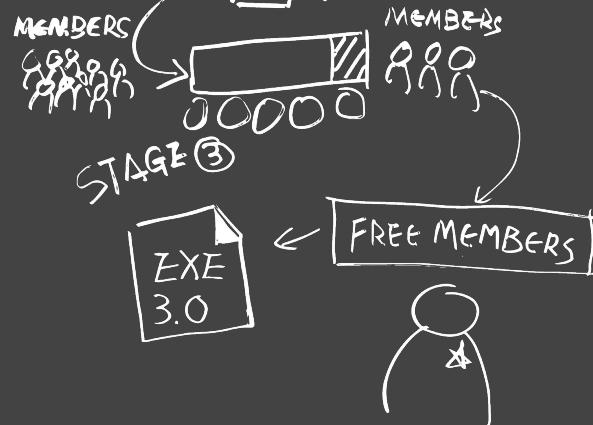
STAGE ②



## Stage 02

Enabling more members to facilitate the event independently.

STAGE ③



## Stage 03

Enabling members to execute the event independently from ICI team, making the event self-sufficient through developing the framework.



# Impacts

## Diversity

A broad range of different skill sets and cultures.

## Interaction

Bridging the gap between neighbours, makers and visitors.

## Growth

The advancement of local industry and community and expanding the knowledge.





# Thank you

## Our Team



Oluwatobi  
Oyinlola



Dian  
Song



Hayeon  
Kim



Baptiste  
Natali



Ihab  
Mokayed